

45124 - COAST - CMAQ BUSES

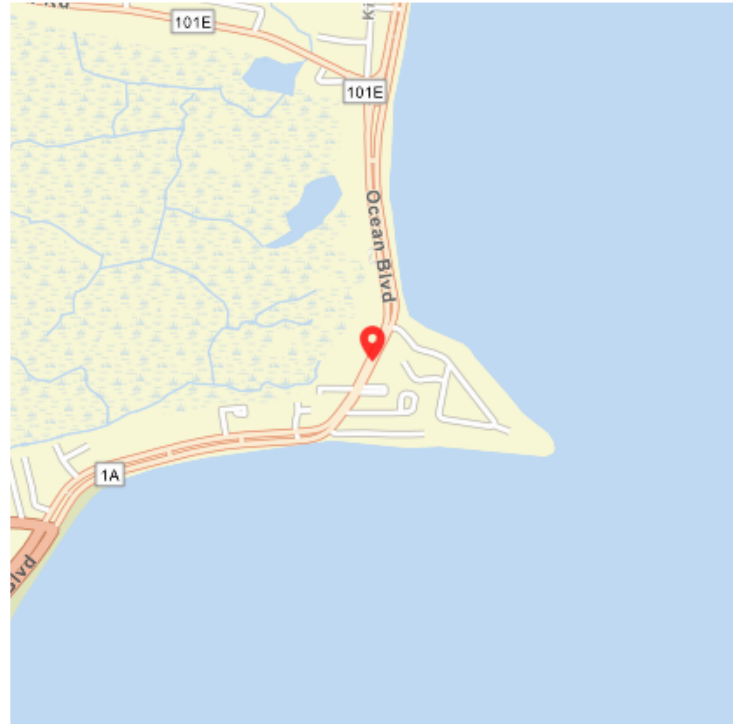
State ID	45124
Lead Agency	Other
Project Type	Bus
Performance Measures	Transit Safety, Transit Asset Management
Functional Classification	NA
Project Description	COAST - CMAQ funding to replace 3+ buses that have met their useful life to reduce emissions
Regional Planning Commission	-
Clean Air Code	ATT
Regionally Significant	No

Phase	Fund Source	Prior	FY2025	FY2026	FY2027	FY2028	Future	Total
OTHER	Congestion Mitigation and Air Quality Program	-	\$2,000,000	-	-	-	-	\$2,000,000
OTHER	Other	-	\$250,000	-	-	-	-	\$250,000
OTHER	State of New Hampshire	-	\$250,000	-	-	-	-	\$250,000
Total OTHER		-	\$2,500,000	-	-	-	-	\$2,500,000
Total Pro-programmed		-	\$2,500,000	-	-	-	-	\$2,500,000

Current Change Reason	New Project
Federal Project Cost	Stays the same \$2,000,000
Total Project Cost	Stays the same \$2,500,000

40797 - HAMPTON

State ID	40797
Lead Agency	DOT
Project Type	Roadway
Performance Measures	System Resilience, PM3 - System Performance, PM1 - Safety
Functional Classification	NA
Project Description	Improvements to NH 1A (Ocean Boulevard) from State Park Road to NH 27 (High St).
Regional Planning Commission	RPC
Clean Air Code	E-38
Regionally Significant	No



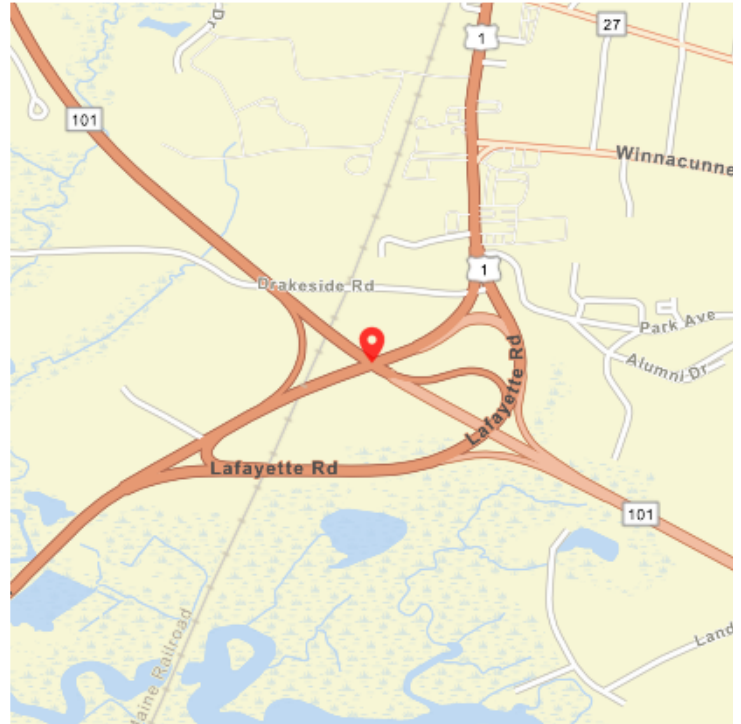
Phase	Fund Source	Prior	FY2025	FY2026	FY2027	FY2028	Future	Total
PE	Repurposed Earmarks Formula	\$97,512	-	-	-	-	-	\$97,512
PE	STBG-5 to 200K	\$1,431,998	-	-	-	-	-	\$1,431,998
PE	STBG-50 to 200K	\$1,313,522	-	\$804,328	\$684,416	-	-	\$2,802,266
PE	Toll Credit	\$710,758	-	\$201,082	\$171,104	-	-	\$1,082,944
Total PE		\$3,553,790	-	\$1,005,410	\$855,520	-	-	\$5,414,720
ROW	STBG-50 to 200K	-	-	-	\$547,876	-	-	\$547,876
ROW	Toll Credit	-	-	-	\$136,969	-	-	\$136,969
Total ROW		-	-	-	\$684,845	-	-	\$684,845
CON	STBG-50 to 200K	-	-	-	\$1,000,000	-	\$15,991,896	\$16,991,896
CON	Toll Credit	-	-	-	\$250,000	-	\$3,997,974	\$4,247,974
Total CON		-	-	-	\$1,250,000	-	\$19,989,870	\$21,239,870
Total Prior Costs		\$3,553,790	-	-	-	-	-	\$3,553,790

Total Future Costs	-	-	-	-	-	\$19,989,870	\$19,989,870
Total Pro-programmed	\$3,553,790	-	\$1,005,410	\$2,790,365	-	\$19,989,870	\$27,339,435

Current Change Reason	Schedule / Funding / Scope- Update Adjust existing projects for design schedule changes - Administrative Requirement - Inflation Recalculation - Move projects from one year in STIP to another year
Project Changes	<p>Plan Revision Name changed from "2025-2028 TIP - Adopted" to "A01Y25"</p> <p>Secondary Project Type changed from "Intersections, Safety Improvement, Resiliancy, Bike / Ped Improvements" to "Safety Improvement, Resiliancy, Bike / Ped Improvements, Intersections"</p> <p>Performance Measures changed from "System Resilience, PM1 - Safety, PM3 - System Performance" to "System Resilience, PM3 - System Performance, PM1 - Safety"</p> <p>Advertising Date changed from "None" to "10/24/2028"</p>
Funding Changes	<p>Toll Credit</p> <ul style="list-style-type: none"> - Decrease funds in FY 2025 in PE from \$385,000 to \$0 - Decrease funds in FY 2025 in ROW from \$66,082 to \$0 - Decrease funds in FY 2028 in CON from \$850,530 to \$0 + Increase funds in FY 2026 in PE from \$0 to \$201,082 + Increase funds in FY 2027 in PE from \$0 to \$171,104 - Decrease funds in FY 2027 in CON from \$644,429 to \$0 + Increase funds in FY 2027 in ROW from \$0 to \$136,969 - Decrease funds in FY 2027 in CON from \$644,429 to \$0 - Decrease funds in FY 2027 in CON from \$644,429 to \$250,000 + Increase funds in FY 2029 in CON from \$0 to \$1,962,677 + Increase funds in FY 2030 in CON from \$0 to \$2,035,297 <p>STBG-50 to 200K</p> <ul style="list-style-type: none"> - Decrease funds in FY 2025 in PE from \$1,540,000 to \$0 - Decrease funds in FY 2025 in ROW from \$264,328 to \$0 - Decrease funds in FY 2028 in CON from \$3,402,119 to \$0 + Increase funds in FY 2026 in PE from \$0 to \$804,328 + Increase funds in FY 2027 in PE from \$0 to \$684,416 - Decrease funds in FY 2027 in CON from \$2,577,718 to \$0 + Increase funds in FY 2027 in ROW from \$0 to \$547,876 - Decrease funds in FY 2027 in CON from \$2,577,718 to \$0 - Decrease funds in FY 2027 in CON from \$2,577,718 to \$1,000,000 + Increase funds in FY 2029 in CON from \$0 to \$7,850,710 + Increase funds in FY 2030 in CON from \$0 to \$8,141,186
Federal Project Cost	Increased from \$10,529,685 to \$21,774,036 (106.79%)
Total Project Cost	Increased from \$13,283,996 to \$27,339,435 (105.81%)

41584 - HAMPTON

State ID	41584
Lead Agency	DOT
Project Type	Roadway
Performance Measures	PM1 - Safety
Functional Classification	NA
Project Description	NH 101/ US 1 interchange re-configuration
Regional Planning Commission	RPC
Clean Air Code	ATT
Regionally Significant	No



Phase	Fund Source	Prior	FY2025	FY2026	FY2027	FY2028	Future	Total
PE	STBG-50 to 200K	\$352,000	-	-	-	-	\$189,265	\$541,265
PE	Toll Credit	\$88,000	-	-	-	-	\$47,316	\$135,316
Total PE		\$440,000	-	-	-	-	\$236,581	\$676,581
ROW	STBG-50 to 200K	-	-	-	-	-	\$378,530	\$378,530
ROW	Toll Credit	-	-	-	-	-	\$94,632	\$94,632
Total ROW		-	-	-	-	-	\$473,162	\$473,162
Total Prior Costs		\$440,000	-	-	-	-	-	\$440,000
Total Future Costs		-	-	-	-	-	\$709,743	\$709,743
Total Programmed		\$440,000	-	-	-	-	\$709,743	\$1,149,743

Current Change Reason	Schedule / Funding / Scope- Update Project Delayed Beyond TIP Horizon
Project Changes	Plan Revision Name changed from "2025-2028 TIP - Adopted" to "A01Y25"
Funding Changes	STBG-50 to 200K - Decrease funds in FY 2027 in PE from \$189,265 to \$0 + Increase funds in FY 2029 in PE from \$0 to \$189,265 - Decrease funds in FY 2027 in ROW from \$378,530 to \$0

	+ Increase funds in FY 2030 in ROW from \$0 to \$378,530 Toll Credit - Decrease funds in FY 2027 in PE from \$47,316 to \$0 + Increase funds in FY 2029 in PE from \$0 to \$47,316 - Decrease funds in FY 2027 in ROW from \$94,632 to \$0 + Increase funds in FY 2030 in ROW from \$0 to \$94,632
--	---

Federal Project Cost	Stays the same \$919,795
----------------------	--------------------------

Total Project Cost	Stays the same \$1,149,743
--------------------	----------------------------

44287 - NEWTON

State ID	44287
Lead Agency	Muni/Local
Project Type	Bridge
Performance Measures	PM2 - Pavement and Bridge Condition
Functional Classification	NA
Project Description	Replace Wilders Grove Rd bridge over Country Pond (Brg#053/105)
Regional Planning Commission	RPC
Clean Air Code	ATT
Regionally Significant	No



Phase	Fund Source	Prior	FY2025	FY2026	FY2027	FY2028	Future	Total
PE	SB367-4-Cents	-	-	-	-	\$103,235	-	\$103,235
PE	Towns	-	-	-	-	\$25,809	-	\$25,809
Total PE		-	-	-	-	\$129,044	-	\$129,044
ROW	SB367-4-Cents	-	-	-	-	\$8,603	-	\$8,603
ROW	Towns	-	-	-	-	\$2,151	-	\$2,151
Total ROW		-	-	-	-	\$10,754	-	\$10,754
CON	STBG-Off System Bridge	-	-	-	-	\$732,111	-	\$732,111
CON	Towns	-	-	-	-	\$183,028	-	\$183,028
Total CON		-	-	-	-	\$915,139	-	\$915,139
Total Programmed		-	-	-	-	\$1,054,937	-	\$1,054,937

Current Change Reason	Schedule / Funding / Scope- Update Adjust existing projects for design schedule changes - Adjust existing projects for revised cost estimates - Move projects from one year in STIP to another year
Project Changes	Plan Revision Name changed from "2025-2028 TIP - Adopted" to "A01Y25" Advertising Date changed from "None" to "09/01/2028"
Funding Changes	SB367-4-Cents

- Decrease funds in FY 2027 in PE from \$89,034 to \$0
- Decrease funds in FY 2027 in ROW from \$4,461 to \$0
- + Increase funds in FY 2028 in PE from \$0 to \$103,235
- + Increase funds in FY 2028 in ROW from \$0 to \$8,603

Towns

- Decrease funds in FY 2027 in PE from \$22,259 to \$0
- Decrease funds in FY 2027 in ROW from \$1,115 to \$0
- Decrease funds in FY 2027 in CON from \$124,920 to \$0
- + Increase funds in FY 2028 in PE from \$0 to \$25,809
- + Increase funds in FY 2028 in ROW from \$0 to \$2,151
- + Increase funds in FY 2028 in CON from \$0 to \$183,028

STBG-Off System Bridge

- Decrease funds in FY 2027 in CON from \$499,680 to \$0
- + Increase funds in FY 2028 in CON from \$0 to \$732,111

Federal Project Cost	Increased from \$499,680 to \$732,111 (46.52%)
Total Project Cost	Increased from \$741,469 to \$1,054,937 (42.28%)

42312B - NORTH HAMPTON-RYE

State ID	42312B
Lead Agency	DOT
Project Type	Roadway - Other
Performance Measures	System Resilience
Functional Classification	NA
Project Description	Reconstruction of revetment sea walls
Regional Planning Commission	RPC
Clean Air Code	ATT
Regionally Significant	No



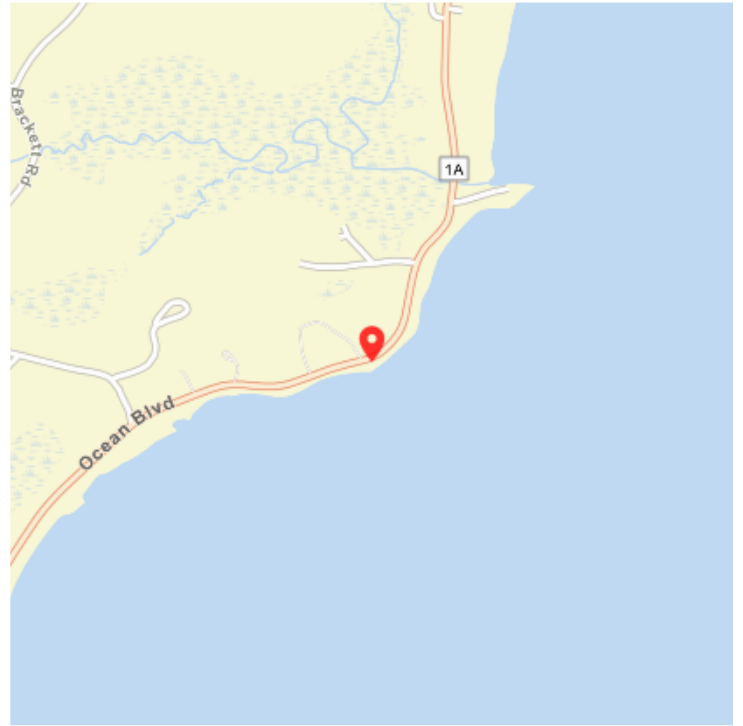
Phase	Fund Source	Prior	FY2025	FY2026	FY2027	FY2028	Future	Total
PE	Betterment	-	\$150,000	-	-	-	-	\$150,000
PE	STBG-50 to 200K	-	-	-	\$473,162	\$333,655	-	\$806,817
PE	Toll Credit	-	-	-	\$118,291	\$83,414	-	\$201,705
Total PE		-	\$150,000	-	\$591,453	\$417,069	-	\$1,158,522
ROW	STBG-50 to 200K	-	-	-	-	\$24,533	-	\$24,533
ROW	Toll Credit	-	-	-	-	\$6,133	-	\$6,133
Total ROW		-	-	-	-	\$30,666	-	\$30,666
CON	FEMA	-	-	-	-	\$10,036,419	-	\$10,036,419
CON	NHDOT Operating Budget	-	-	-	-	\$3,345,473	-	\$3,345,473
Total CON		-	-	-	-	\$13,381,892	-	\$13,381,892
Total Programmed		-	\$150,000	-	\$591,453	\$13,829,627	-	\$14,571,080

Current Change Reason	Schedule / Funding / Scope- Update Scope Change
Project Changes	

	Description changed from "Reconstruction of revetment sea walls Reconstruction of revetment sea walls" to "Reconstruction of revetment sea walls" Plan Revision Name changed from "2025-2028 TIP - Adopted" to "A01Y25" Secondary Project Type changed from "Resiliancy, Pavement Preservation" to "Pavement Preservation, Resiliancy"
Funding Changes	STBG-50 to 200K - Decrease funds in FY 2028 in PE from \$333,655 to \$0 + Increase funds in FY 2028 in ROW from \$0 to \$24,533 Toll Credit - Decrease funds in FY 2028 in PE from \$83,414 to \$0 + Increase funds in FY 2028 in ROW from \$0 to \$6,133
Federal Project Cost	Stays the same \$831,350
Total Project Cost	Stays the same \$14,571,080

42312C - NORTH HAMPTON-RYE

State ID	42312C
Lead Agency	DOT
Project Type	Roadway - Other
Performance Measures	System Resilience
Functional Classification	NA
Project Description	Reconstruction of revetment sea walls
Regional Planning Commission	RPC
Clean Air Code	ATT
Regionally Significant	No



Phase	Fund Source	Prior	FY2025	FY2026	FY2027	FY2028	Future	Total
PE	Betterment	-	\$200,000	-	-	-	-	\$200,000
PE	STBG-50 to 200K	-	-	-	-	\$785,071	\$508,824	\$1,293,895
PE	Toll Credit	-	-	-	-	\$196,268	\$127,206	\$323,474
Total PE		-	\$200,000	-	-	\$981,339	\$636,030	\$1,817,369
ROW	STBG-50 to 200K	-	-	-	-	-	\$25,441	\$25,441
ROW	Toll Credit	-	-	-	-	-	\$6,360	\$6,360
Total ROW		-	-	-	-	-	\$31,801	\$31,801
CON	FEMA	-	-	-	-	-	\$16,045,306	\$16,045,306
CON	Non Par Other	-	-	-	-	-	\$5,348,435	\$5,348,435
Total CON		-	-	-	-	-	\$21,393,741	\$21,393,741
Total Future Costs		-	-	-	-	-	\$22,061,572	\$22,061,572
Total Programmed		-	\$200,000	-	-	\$981,339	\$22,061,572	\$23,242,911

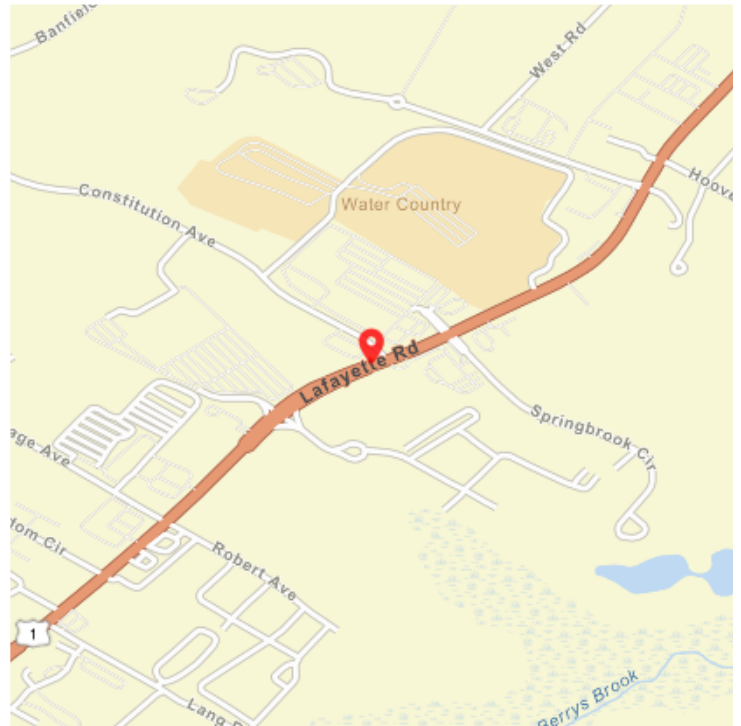
Current Change Reason

Schedule / Funding / Scope- Update Scope Change

Project Changes	Plan Revision Name changed from "2025-2028 TIP - Adopted" to "A01Y25" Secondary Project Type changed from "Resiliancy, Pavement Preservation" to "Pavement Preservation, Resiliancy"
Funding Changes	STBG-50 to 200K - Decrease funds in FY 2029 in PE from \$508,824 to \$0 + Increase funds in FY 2029 in ROW from \$0 to \$25,441 Toll Credit - Decrease funds in FY 2029 in PE from \$127,206 to \$0 + Increase funds in FY 2029 in ROW from \$0 to \$6,360
Federal Project Cost	Stays the same \$1,319,336
Total Project Cost	Stays the same \$23,242,911

29640 - PORTSMOUTH

State ID	29640
Lead Agency	DOT
Project Type	Roadway
Performance Measures	PM1 - Safety, PM3 - System Performance
Functional Classification	NA
Project Description	Corridor improvements from Constitution Av to Wilson Rd & from Ocean Rd to White Cedar Blvd (~1.7m)
Regional Planning Commission	RPC
Clean Air Code	N/E
Regionally Significant	No



Phase	Fund Source	Prior	FY2025	FY2026	FY2027	FY2028	Future	Total
PE	National Highway Performance	\$1,012,000	-	\$172,000	\$400,000	\$120,000	-	\$1,704,000
PE	Toll Credit	\$253,000	-	\$43,000	\$100,000	\$30,000	-	\$426,000
Total PE		\$1,265,000	-	\$215,000	\$500,000	\$150,000	-	\$2,130,000
ROW	National Highway Performance	-	-	-	-	\$280,000	\$2,677,940	\$2,957,940
ROW	Toll Credit	-	-	-	-	\$70,000	\$669,485	\$739,485
Total ROW		-	-	-	-	\$350,000	\$3,347,425	\$3,697,425
CON	National Highway Performance	-	-	-	-	-	\$9,720,000	\$9,720,000
CON	Toll Credit	-	-	-	-	-	\$2,430,000	\$2,430,000
Total CON		-	-	-	-	-	\$12,150,000	\$12,150,000
Total Prior Costs		\$1,265,000	-	-	-	-	-	\$1,265,000
Total Future Costs		-	-	-	-	-	\$15,497,425	\$15,497,425

Total Pro-programmed	\$1,265,000	-	\$215,000	\$500,000	\$500,000	\$15,497,425	\$17,977,425
Current Change Reason	Schedule / Funding / Scope- Update Adjust existing projects for design schedule changes - Adjust existing projects for revised cost estimates - Move projects from one year in STIP to another year						
Project Changes	Plan Revision Name changed from "2025-2028 TIP - Adopted" to "A01Y25" Advertising Date changed from "None" to "11/02/2027" Secondary Project Type changed from "Safety Improvement, Bike / Ped Improvements, Capacity Expansion / Improvement" to "Capacity Expansion / Improvement, Bike / Ped Improvements, Safety Improvement"						
Funding Changes	STBG-50 to 200K - Decrease funds in FY 2025 in ROW from \$364,595 to \$0 - Decrease funds in FY 2026 in ROW from \$2,751,170 to \$0 - Decrease funds in FY 2028 in CON from \$1,341,428 to \$0 - Decrease funds in FY 2029 in CON from \$5,062,451 to \$0 STBG-State Flexible - Decrease funds in FY 2028 in CON from \$3,579,329 to \$0 National Highway Performance - Decrease funds in FY 2025 in PE from \$137,970 to \$0 - Decrease funds in FY 2026 in PE from \$792,000 to \$172,000 + Increase funds in FY 2027 in PE from \$0 to \$400,000 + Increase funds in FY 2028 in PE from \$0 to \$120,000 + Increase funds in FY 2028 in ROW from \$0 to \$280,000 + Increase funds in FY 2029 in ROW from \$0 to \$1,800,000 + Increase funds in FY 2030 in ROW from \$0 to \$877,940 + Increase funds in FY 2031 in CON from \$0 to \$9,720,000 Toll Credit - Decrease funds in FY 2025 in PE from \$34,492 to \$0 - Decrease funds in FY 2025 in ROW from \$91,149 to \$0 - Decrease funds in FY 2026 in PE from \$198,000 to \$43,000 + Increase funds in FY 2027 in PE from \$0 to \$100,000 + Increase funds in FY 2028 in PE from \$0 to \$30,000 - Decrease funds in FY 2028 in CON from \$335,357 to \$0 + Increase funds in FY 2028 in ROW from \$0 to \$70,000 - Decrease funds in FY 2028 in CON from \$335,357 to \$0 + Increase funds in FY 2029 in ROW from \$0 to \$450,000 - Decrease funds in FY 2029 in CON from \$1,265,613 to \$0 + Increase funds in FY 2030 in ROW from \$0 to \$219,485 + Increase funds in FY 2031 in CON from \$0 to \$2,430,000						
Federal Project Cost	Decreased from \$15,040,943 to \$14,381,940 (-4.38%)						
Total Project Cost	Decreased from \$18,801,179 to \$17,977,425 (-4.38%)						

44386 - PORTSMOUTH

State ID	44386
Lead Agency	Muni/Local
Project Type	Bridge
Performance Measures	PM2 - Pavement and Bridge Condition
Functional Classification	NA
Project Description	Replace Cate Street bridge over Hodgson Brook (Br#198/107)
Regional Planning Commission	RPC
Clean Air Code	ATT
Regionally Significant	No

Phase	Fund Source	Prior	FY2025	FY2026	FY2027	FY2028	Future	Total
PE	SB367-4-Cents	-	-	-	-	\$270,993	-	\$270,993
PE	Towns	-	-	-	-	\$67,748	-	\$67,748
Total PE		-	-	-	-	\$338,741	-	\$338,741
ROW	SB367-4-Cents	-	-	-	-	\$4,301	-	\$4,301
ROW	Towns	-	-	-	-	\$1,075	-	\$1,075
Total ROW		-	-	-	-	\$5,376	-	\$5,376
CON	STBG-Off System Bridge	-	-	-	-	\$1,557,134	-	\$1,557,134
CON	Towns	-	-	-	-	\$389,284	-	\$389,284
Total CON		-	-	-	-	\$1,946,418	-	\$1,946,418
Total Pro- grammed		-	-	-	-	\$2,290,535	-	\$2,290,535

Current Change Reason	New Project
Federal Project Cost	Stays the same \$1,557,134
Total Project Cost	Stays the same \$2,290,535

44412 - PORTSMOUTH, NH - KITTERY, ME

State ID	44412
Lead Agency	DOT
Project Type	Bridge
Performance Measures	PM2 - Pavement and Bridge Condition
Functional Classification	NA
Project Description	Purchase and Replacement of Lift Ropes on Bridge over Piscataqua River (SML) Portsmouth 250/110
Regional Planning Commission	RPC
Clean Air Code	ATT
Regionally Significant	No

Phase	Fund Source	Prior	FY2025	FY2026	FY2027	FY2028	Future	Total
PE	Maine	-	\$300,000	-	-	-	-	\$300,000
PE	National Highway Performance	-	\$264,000	-	-	-	-	\$264,000
PE	Toll Credit	-	\$66,000	-	-	-	-	\$66,000
Total PE		-	\$630,000	-	-	-	-	\$630,000
CON	Maine	-	-	\$1,555,500	-	-	-	\$1,555,500
CON	National Highway Performance	-	-	\$1,368,840	-	-	-	\$1,368,840
CON	Toll Credit	-	-	\$342,210	-	-	-	\$342,210
Total CON		-	-	\$3,266,550	-	-	-	\$3,266,550
Total Programmed		-	\$630,000	\$3,266,550	-	-	-	\$3,896,550

Current Change Reason	New Project
Federal Project Cost	Stays the same \$1,632,840
Total Project Cost	Stays the same \$3,896,550

FTA5310 - PROGRAM

State ID	FTA5310
Lead Agency	DOT
Project Type	Bus
Performance Measures	Transit Asset Management, Transit Safety
Functional Classification	NA
Project Description	Capital, Mobility Mgmt, and Contracted Svcs for Seniors & Ind. w/ Disabilities - FTA 5310 Program
Regional Planning Commission	-
Clean Air Code	E-30
Regionally Significant	No

Phase	Fund Source	Prior	FY2025	FY2026	FY2027	FY2028	Future	Total
PE	FTA 5310 Capital Program	\$6,312,416	-	-	-	-	-	\$6,312,416
PE	Other	\$1,578,105	-	-	-	-	-	\$1,578,105
Total PE		\$7,890,521	-	-	-	-	-	\$7,890,521
OTHER	FTA 5310 Capital Program	\$24,332,316	\$2,144,747	\$1,703,470	\$1,737,539	\$1,772,290	\$15,515,739	\$47,206,101
OTHER	Other	\$6,263,080	\$536,187	\$425,867	\$434,385	\$443,072	\$3,878,936	\$11,981,527
OTHER	STBG-State Flexible	\$1,600,000	-	-	-	-	-	\$1,600,000
OTHER	Toll Credit	\$220,000	-	-	-	-	-	\$220,000
Total OTHER		\$32,415,396	\$2,680,934	\$2,129,337	\$2,171,924	\$2,215,362	\$19,394,675	\$61,007,628
Total Prior Costs		\$40,305,917	-	-	-	-	-	\$40,305,917
Total Future Costs		-	-	-	-	-	\$19,394,675	\$19,394,675
Total Programmed		\$40,305,917	\$2,680,934	\$2,129,337	\$2,171,924	\$2,215,362	\$19,394,675	\$68,898,149

Current Change Reason	Schedule / Funding / Scope- Update Scope Change
Project Changes	Plan Revision Name changed from "2025-2028 TIP - Adopted" to "A01Y25" Secondary Project Type changed from "Transit Planning, Transit Operations, Transit Demand Management, Transit Maintenance" to "Transit Maintenance, Transit Demand Management, Transit Operations, Transit Planning"
Funding Changes	FTA 5310 Capital Program - Decrease funds in FY 2019 in OTHER from \$800,000 to \$374,826

	+ Increase funds in FY 2022 in OTHER from \$880,000 to \$3,086,473 Other - Decrease funds in FY 2019 in OTHER from \$200,000 to \$93,706 - Decrease funds in FY 2020 in OTHER from \$386,158 to \$200,000
--	--

Federal Project Cost	Stays the same \$55,118,517
-----------------------------	-----------------------------

Total Project Cost	Stays the same \$68,898,149
---------------------------	-----------------------------

PAVE-T3/4-RESUR - PROGRAM

State ID	PAVE-T3/4-RESUR
Lead Agency	DOT
Project Type	Roadway
Performance Measures	PM2 - Pavement and Bridge Condition
Functional Classification	NA
Project Description	Resurfacing Tier 3 and 4 roadways.
Regional Planning Commission	-
Clean Air Code	E-10
Regionally Significant	No

Phase	Fund Source	Prior	FY2025	FY2026	FY2027	FY2028	Future	Total
PE	Betterment	-	-	-	-	-	\$200,000	\$200,000
PE	National Highway Performance	-	-	-	-	-	\$606,800	\$606,800
PE	STBG-State Flexible	-	-	-	-	-	\$217,200	\$217,200
PE	Toll Credit	-	-	-	-	-	\$206,000	\$206,000
Total PE		-	-	-	-	-	\$1,230,000	\$1,230,000
ROW	National Highway Performance	-	-	-	-	-	\$103,600	\$103,600
ROW	STBG-State Flexible	-	-	-	-	-	\$32,400	\$32,400
ROW	Toll Credit	-	-	-	-	-	\$34,000	\$34,000
Total ROW		-	-	-	-	-	\$170,000	\$170,000
CON	Betterment	\$47,080,000	\$23,300,000	\$8,975,000	\$8,975,000	\$8,975,000	\$58,025,000	\$155,330,000
CON	National Highway Performance	-	-	-	-	-	\$13,632,000	\$13,632,000
CON	SB367-4-Cents	\$70,125,000	\$4,620,000	-	-	-	-	\$74,745,000
CON	STBG-State Flexible	-	\$8,320,000	\$8,800,000	-	-	\$6,816,000	\$23,936,000
CON	Toll Credit	-	\$2,080,000	\$2,200,000	-	-	\$5,112,000	\$9,392,000
Total CON		\$117,205,000	\$38,320,000	\$19,975,000	\$8,975,000	\$8,975,000	\$83,585,000	\$277,035,000
		\$117,205,000	-	-	-	-	-	\$117,205,000

Total Prior Costs								
Total Future Costs	-	-	-	-	-	\$84,985,000	\$84,985,000	
Total Pro-programmed	\$117,205,000	\$38,320,000	\$19,975,000	\$8,975,000	\$8,975,000	\$84,985,000	\$278,435,000	

Current Change Reason	New Project
Federal Project Cost	Stays the same \$38,528,000
Total Project Cost	Stays the same \$278,435,000

UNH5307 - PROGRAM

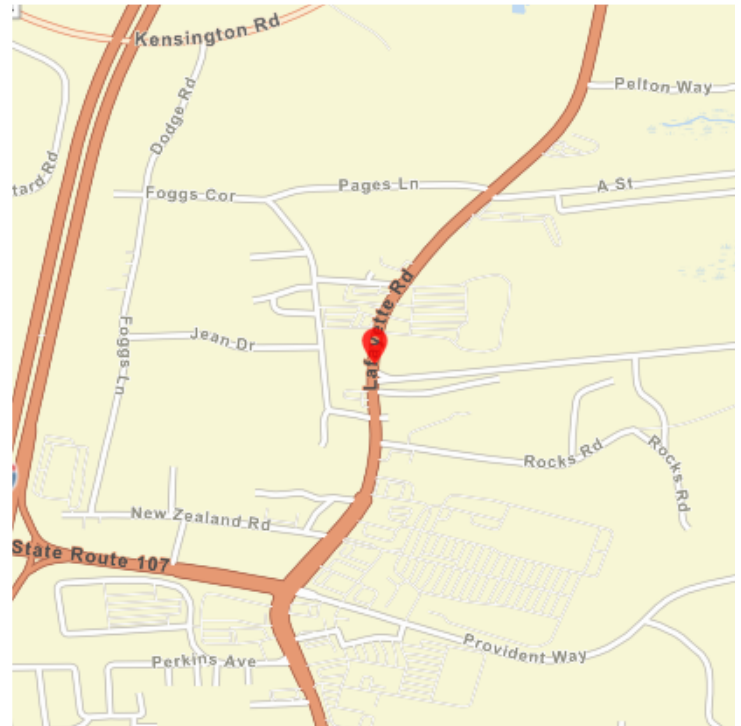
State ID	UNH5307
Lead Agency	Muni/Local
Project Type	Bus
Performance Measures	Transit Safety, Transit Asset Management
Functional Classification	NA
Project Description	UNH operating, capital ADA, capital PM, planning, capital investments for FTA 5307-funded service
Regional Planning Commission	-
Clean Air Code	ATT
Regionally Significant	No

Phase	Fund Source	Prior	FY2025	FY2026	FY2027	FY2028	Future	Total
OTHER	FTA 5307 Capital and Operating Program	-	\$1,816,000	-	-	-	-	\$1,816,000
OTHER	Other	-	\$454,000	-	-	-	-	\$454,000
Total OTHER		-	\$2,270,000	-	-	-	-	\$2,270,000
Total Pro-grammed		-	\$2,270,000	-	-	-	-	\$2,270,000

Current Change Reason	New Project
Federal Project Cost	Stays the same \$1,816,000
Total Project Cost	Stays the same \$2,270,000

41712 - SEABROOK

State ID	41712
Lead Agency	DOT
Project Type	Roadway
Performance Measures	PM3 - System Performance
Functional Classification	NA
Project Description	Capacity Improvements on US 1 between New Zealand Road and the Hampton Falls Town Line.
Regional Planning Commission	RPC
Clean Air Code	N/E
Regionally Significant	No



Phase	Fund Source	Prior	FY2025	FY2026	FY2027	FY2028	Future	Total
PE	Non Par Other	-	-	-	\$199,893	\$118,291	\$518,579	\$836,763
PE	STBG-Areas Over 200K	-	-	-	\$159,914	\$94,632	\$414,864	\$669,410
PE	Toll Credit	-	-	-	\$39,979	\$23,658	\$103,716	\$167,353
Total PE		-	-	-	\$399,786	\$236,581	\$1,037,159	\$1,673,526
ROW	Non Par Other	-	-	-	\$129,948	\$59,145	\$259,290	\$448,383
ROW	STBG-Areas Over 200K	-	-	-	\$103,958	\$47,316	\$207,431	\$358,705
ROW	Toll Credit	-	-	-	\$25,990	\$11,829	\$51,858	\$89,677
Total ROW		-	-	-	\$259,896	\$118,290	\$518,579	\$896,765
CON	Non Par Other	-	-	-	-	-	\$2,080,718	\$2,080,718
CON	STBG-Areas Over 200K	-	-	-	-	-	\$2,014,135	\$2,014,135
CON	Toll Credit	-	-	-	-	-	\$503,534	\$503,534
Total CON		-	-	-	-	-	\$4,598,387	\$4,598,387

Total Future Costs	-	-	-	-	-	\$6,154,125	\$6,154,125
Total Pro-grammed	-	-	-	\$659,682	\$354,871	\$6,154,125	\$7,168,678

Current Change Reason	Schedule / Funding / Scope- Update Adjust existing projects for design schedule changes - Adjust existing projects for revised cost estimates - Change Funding Type
Project Changes	Plan Revision Name changed from "2025-2028 TIP - Adopted" to "A01Y25" Secondary Project Type changed from "Capacity Expansion / Improvement, Signalization, Intersections" to "Signalization, Capacity Expansion / Improvement, Intersections" Advertising Date changed from "None" to "10/19/2032"
Funding Changes	<p>STBG-State Flexible</p> <ul style="list-style-type: none"> - Decrease funds in FY 2025 in PE from \$154,208 to \$0 - Decrease funds in FY 2025 in ROW from \$100,249 to \$0 - Decrease funds in FY 2026 in ROW from \$44,000 to \$0 - Decrease funds in FY 2027 in ROW from \$45,628 to \$0 - Decrease funds in FY 2028 in ROW from \$47,316 to \$0 - Decrease funds in FY 2029 in ROW from \$49,067 to \$0 - Decrease funds in FY 2030 in ROW from \$50,882 to \$0 <p>STBG-Areas Over 200K</p> <ul style="list-style-type: none"> - Decrease funds in FY 2026 in PE from \$88,000 to \$0 + Increase funds in FY 2027 in PE from \$91,256 to \$159,914 - Decrease funds in FY 2027 in PE from \$91,256 to \$0 + Increase funds in FY 2027 in ROW from \$0 to \$103,958 - Decrease funds in FY 2028 in PE from \$94,632 to \$0 + Increase funds in FY 2028 in ROW from \$0 to \$47,316 - Decrease funds in FY 2029 in PE from \$98,134 to \$0 + Increase funds in FY 2029 in ROW from \$0 to \$49,067 - Decrease funds in FY 2030 in PE from \$101,765 to \$0 + Increase funds in FY 2030 in ROW from \$0 to \$50,882 + Increase funds in FY 2031 in PE from \$0 to \$105,530 + Increase funds in FY 2031 in ROW from \$0 to \$52,765 + Increase funds in FY 2032 in PE from \$0 to \$109,435 - Decrease funds in FY 2032 in CON from \$2,014,135 to \$0 + Increase funds in FY 2032 in ROW from \$0 to \$54,717 - Decrease funds in FY 2032 in CON from \$2,014,135 to \$0 <p>Non Par Other</p> <ul style="list-style-type: none"> - Decrease funds in FY 2025 in PE from \$192,761 to \$0 - Decrease funds in FY 2025 in ROW from \$125,312 to \$0 - Decrease funds in FY 2026 in PE from \$110,000 to \$0 - Decrease funds in FY 2026 in ROW from \$55,000 to \$0 + Increase funds in FY 2027 in PE from \$114,070 to \$199,893 - Decrease funds in FY 2027 in PE from \$114,070 to \$0 + Increase funds in FY 2027 in ROW from \$0 to \$129,948 - Decrease funds in FY 2028 in PE from \$118,291 to \$0 + Increase funds in FY 2028 in ROW from \$0 to \$59,145 - Decrease funds in FY 2029 in PE from \$122,667 to \$0 + Increase funds in FY 2029 in ROW from \$0 to \$61,334 - Decrease funds in FY 2030 in PE from \$127,206 to \$0 + Increase funds in FY 2030 in ROW from \$0 to \$63,603 + Increase funds in FY 2031 in PE from \$0 to \$131,913 + Increase funds in FY 2031 in ROW from \$0 to \$65,956 + Increase funds in FY 2032 in PE from \$0 to \$136,793 - Decrease funds in FY 2032 in CON from \$2,080,718 to \$0 + Increase funds in FY 2032 in ROW from \$0 to \$68,397

	<ul style="list-style-type: none"> - Decrease funds in FY 2032 in CON from \$2,080,718 to \$0 Toll Credit - Decrease funds in FY 2025 in PE from \$38,552 to \$0 - Decrease funds in FY 2025 in ROW from \$25,062 to \$0 - Decrease funds in FY 2026 in PE from \$22,000 to \$0 - Decrease funds in FY 2026 in ROW from \$11,000 to \$0 + Increase funds in FY 2027 in PE from \$22,814 to \$39,979 - Decrease funds in FY 2027 in PE from \$22,814 to \$0 + Increase funds in FY 2027 in ROW from \$0 to \$25,990 - Decrease funds in FY 2028 in PE from \$23,658 to \$0 + Increase funds in FY 2028 in ROW from \$0 to \$11,829 - Decrease funds in FY 2029 in PE from \$24,533 to \$0 + Increase funds in FY 2029 in ROW from \$0 to \$12,267 - Decrease funds in FY 2030 in PE from \$25,441 to \$0 + Increase funds in FY 2030 in ROW from \$0 to \$12,721 + Increase funds in FY 2031 in PE from \$0 to \$26,383 + Increase funds in FY 2031 in ROW from \$0 to \$13,191 + Increase funds in FY 2032 in PE from \$0 to \$27,359 - Decrease funds in FY 2032 in CON from \$503,534 to \$0 + Increase funds in FY 2032 in ROW from \$0 to \$13,679 - Decrease funds in FY 2032 in CON from \$503,534 to \$0
Federal Project Cost	Increased from \$2,979,272 to \$3,042,250 (2.11%)
Total Project Cost	Increased from \$7,011,232 to \$7,168,678 (2.25%)

44518 - STATEWIDE 4R PROJECTS

State ID	44518
Lead Agency	DOT
Project Type	Roadway
Performance Measures	PM2 - Pavement and Bridge Condition
Functional Classification	NA
Project Description	4R Pavement Rehab/Reconstruct on the NHS
Regional Planning Commission	-
Clean Air Code	ALL
Regionally Significant	No

Phase	Fund Source	Prior	FY2025	FY2026	FY2027	FY2028	Future	Total
PE	STBG-State Flexible	-	-	\$880,000	-	-	\$3,167,296	\$4,047,296
PE	Toll Credit	-	-	\$220,000	-	-	\$791,824	\$1,011,824
Total PE		-	-	\$1,100,000	-	-	\$3,959,120	\$5,059,120
ROW	STBG-State Flexible	-	-	\$44,000	-	-	\$158,364	\$202,364
ROW	Toll Credit	-	-	\$11,000	-	-	\$39,591	\$50,591
Total ROW		-	-	\$55,000	-	-	\$197,955	\$252,955
CON	STBG-State Flexible	-	-	-	-	-	\$160,395,165	\$160,395,165
CON	Toll Credit	-	-	-	-	-	\$40,098,791	\$40,098,791
Total CON		-	-	-	-	-	\$200,493,956	\$200,493,956
Total Future Costs		-	-	-	-	-	\$204,651,031	\$204,651,031
Total Pro-programmed		-	-	\$1,155,000	-	-	\$204,651,031	\$205,806,031

Current Change Reason	Schedule / Funding / Scope- Update Adjust existing projects for design schedule changes - Adjust existing projects for revised cost estimates - Project Delayed Beyond TIP Horizon
Project Changes	Plan Revision Name changed from "2025-2028 TIP - Adopted" to "A01Y25"
Funding Changes	STBG-State Flexible - Decrease funds in FY 2027 in PE from \$981,339 to \$0 - Decrease funds in FY 2027 in ROW from \$49,067 to \$0 - Decrease funds in FY 2028 in PE from \$1,017,648 to \$0 - Decrease funds in FY 2028 in ROW from \$50,882 to \$0 - Decrease funds in FY 2029 in PE from \$1,055,301 to \$0 - Decrease funds in FY 2029 in ROW from \$52,765 to \$0

- Decrease funds in FY 2026 in PE from \$946,325 to \$880,000
- Decrease funds in FY 2026 in PE from \$946,325 to \$0
- + Increase funds in FY 2026 in ROW from \$0 to \$44,000
- Decrease funds in FY 2030 in PE from \$1,094,347 to \$1,017,648
- Decrease funds in FY 2030 in PE from \$1,094,347 to \$0
- + Increase funds in FY 2030 in ROW from \$0 to \$50,882
- Decrease funds in FY 2031 in PE from \$1,134,838 to \$1,055,301
- Decrease funds in FY 2031 in PE from \$1,134,838 to \$0
- + Increase funds in FY 2031 in ROW from \$0 to \$52,765
- Decrease funds in FY 2032 in PE from \$1,176,827 to \$1,094,347
- Decrease funds in FY 2032 in PE from \$1,176,827 to \$0
- + Increase funds in FY 2032 in ROW from \$0 to \$54,717
- Toll Credit
- Decrease funds in FY 2027 in PE from \$245,335 to \$0
- Decrease funds in FY 2027 in ROW from \$12,267 to \$0
- Decrease funds in FY 2028 in PE from \$254,412 to \$0
- Decrease funds in FY 2028 in ROW from \$12,721 to \$0
- Decrease funds in FY 2029 in PE from \$263,825 to \$0
- Decrease funds in FY 2029 in ROW from \$13,191 to \$0
- Decrease funds in FY 2026 in PE from \$236,581 to \$220,000
- Decrease funds in FY 2026 in PE from \$236,581 to \$0
- + Increase funds in FY 2026 in ROW from \$0 to \$11,000
- Decrease funds in FY 2030 in PE from \$273,587 to \$254,412
- Decrease funds in FY 2030 in PE from \$273,587 to \$0
- + Increase funds in FY 2030 in ROW from \$0 to \$12,721
- Decrease funds in FY 2031 in PE from \$283,710 to \$263,825
- Decrease funds in FY 2031 in PE from \$283,710 to \$0
- + Increase funds in FY 2031 in ROW from \$0 to \$13,191
- Decrease funds in FY 2032 in PE from \$294,207 to \$273,587
- Decrease funds in FY 2032 in PE from \$294,207 to \$0
- + Increase funds in FY 2032 in ROW from \$0 to \$13,679

Federal Project Cost	Decreased from \$168,172,120 to \$164,644,825 (-2.10%)
Total Project Cost	Decreased from \$210,215,150 to \$205,806,031 (-2.10%)

45096 - STATEWIDE ADCMS

State ID	45096
Lead Agency	DOT
Project Type	Roadway - Planning
Performance Measures	-
Functional Classification	NA
Project Description	Planning, training and implementation of Advanced Digital Construction Management Systems (ADCMS)
Regional Planning Commission	-
Clean Air Code	ALL
Regionally Significant	No

Phase	Fund Source	Prior	FY2025	FY2026	FY2027	FY2028	Future	Total
OTHER	STBG-State Flexible	-	\$640,000	-	-	-	-	\$640,000
OTHER	STIC Funding	-	\$2,560,000	-	-	-	-	\$2,560,000
OTHER	Toll Credit	-	\$800,000	-	-	-	-	\$800,000
Total OTHER		-	\$4,000,000	-	-	-	-	\$4,000,000
Total Pro-programmed		-	\$4,000,000	-	-	-	-	\$4,000,000

Current Change Reason	New Project
Federal Project Cost	Stays the same \$3,200,000
Total Project Cost	Stays the same \$4,000,000

44536 - STATEWIDE UNDERWATER BRIDGE INSPECTION

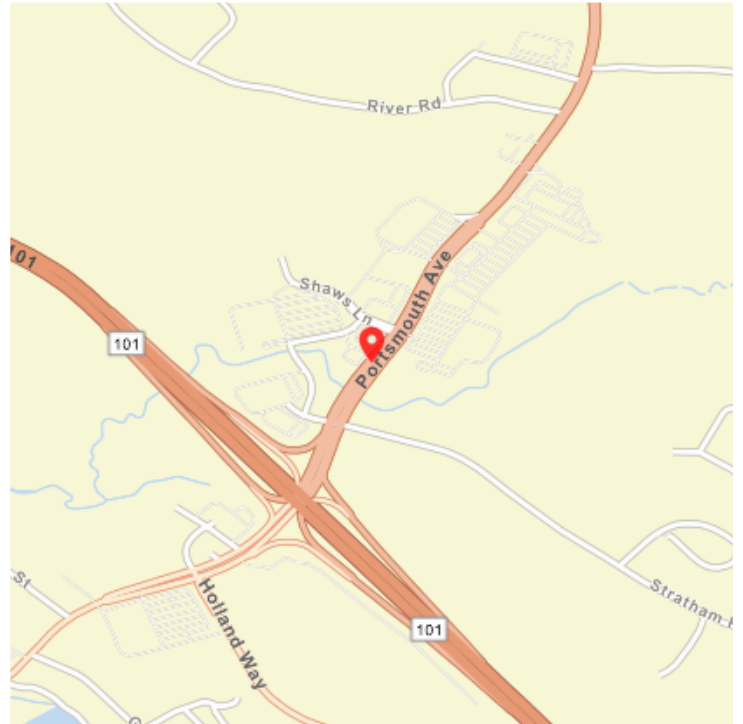
State ID	44536
Lead Agency	DOT
Project Type	Bridge
Performance Measures	PM2 - Pavement and Bridge Condition
Functional Classification	NA
Project Description	<Underwater Bridge Ispection for years from 2024 to 2027
Regional Planning Commission	-
Clean Air Code	ALL
Regionally Significant	No

Phase	Fund Source	Prior	FY2025	FY2026	FY2027	FY2028	Future	Total
OTHER	Betterment	-	\$55,000	-	-	-	-	\$55,000
OTHER	Non Par DOT	-	\$67,824	-	-	-	-	\$67,824
OTHER	STBG-State Flexible	-	\$70,400	-	-	-	-	\$70,400
OTHER	Toll Credit	-	\$17,600	-	-	-	-	\$17,600
OTHER	Turnpike Capital	-	\$10,000	-	-	-	-	\$10,000
Total OTHER		-	\$220,824	-	-	-	-	\$220,824
Total Pro-programmed		-	\$220,824	-	-	-	-	\$220,824

Current Change Reason	New Project
Federal Project Cost	Stays the same \$70,400
Total Project Cost	Stays the same \$220,824

44362 - STRATHAM

State ID	44362
Lead Agency	Muni/Local
Project Type	Roadway
Performance Measures	PM3 - System Performance
Functional Classification	NA
Project Description	Signal coordination on four traffic signals located on Portsmouth Avenue
Regional Planning Commission	RPC
Clean Air Code	ATT
Regionally Significant	No



Phase	Fund Source	Prior	FY2025	FY2026	FY2027	FY2028	Future	Total
CON	Congestion Mitigation and Air Quality Program	-	-	-	-	\$277,540	-	\$277,540
CON	Towns	-	-	-	-	\$69,385	-	\$69,385
Total CON		-	-	-	-	\$346,925	-	\$346,925
Total Programmed		-	-	-	-	\$346,925	-	\$346,925

Current Change Reason	Project Removed
Project Changes	Plan Revision Name changed from "2025-2028 TIP - Adopted" to "A01Y25" Secondary Project Type changed from "Intersections, Other Technology Improvements, Air Quality" to "Air Quality, Other Technology Improvements, Intersections"
Funding Changes	N/A
Federal Project Cost	Stays the same \$277,540
Total Project Cost	Stays the same \$346,925

45160 - UNH - 2024 5339 LONO CNG BUSES

State ID		45160						
Lead Agency		Other						
Project Type		Bus						
Performance Measures		Transit Asset Management						
Functional Classification		NA						
Project Description		2024 5339 Low-No Emission discretionary award - CNG bus re-placements						
Regional Planning Commission		-						
Clean Air Code		ATT						
Regionally Significant		No						
Phase	Fund Source	Prior	FY2025	FY2026	FY2027	FY2028	Future	Total
OTHER	Federal Transit Administration	-	\$2,720,000	-	-	-	-	\$2,720,000
OTHER	Other	-	\$480,000	-	-	-	-	\$480,000
Total OTHER		-	\$3,200,000	-	-	-	-	\$3,200,000
Total Programmed		-	\$3,200,000	-	-	-	-	\$3,200,000
Current Change Reason		New Project						
Federal Project Cost		Stays the same \$0						
Total Project Cost		Stays the same \$3,200,000						