
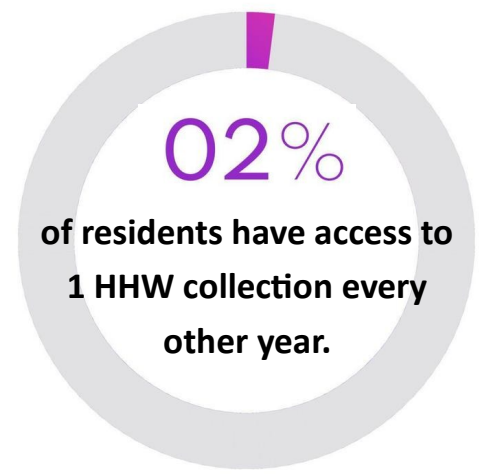
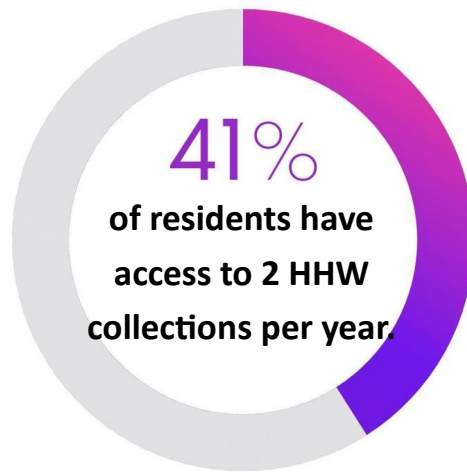
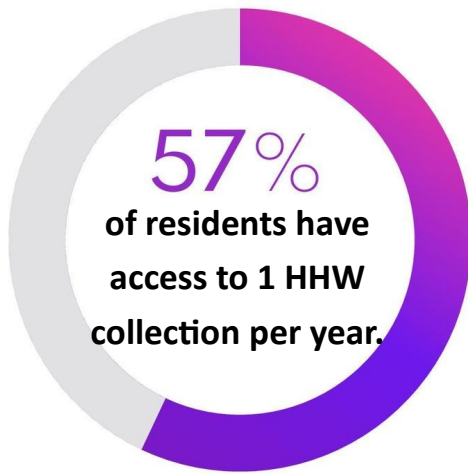


2024 HHW Facts & Figures

A Snapshot of HHW Collection in the RPC Region



- ◆ There are 10 collections in the RPC region each year (11 every other year).
- ◆ All HHW collection in the region is conducted as single-day events.
- ◆ There are no collection events in January, February, March, June, July, August, November, or December.

4.1%

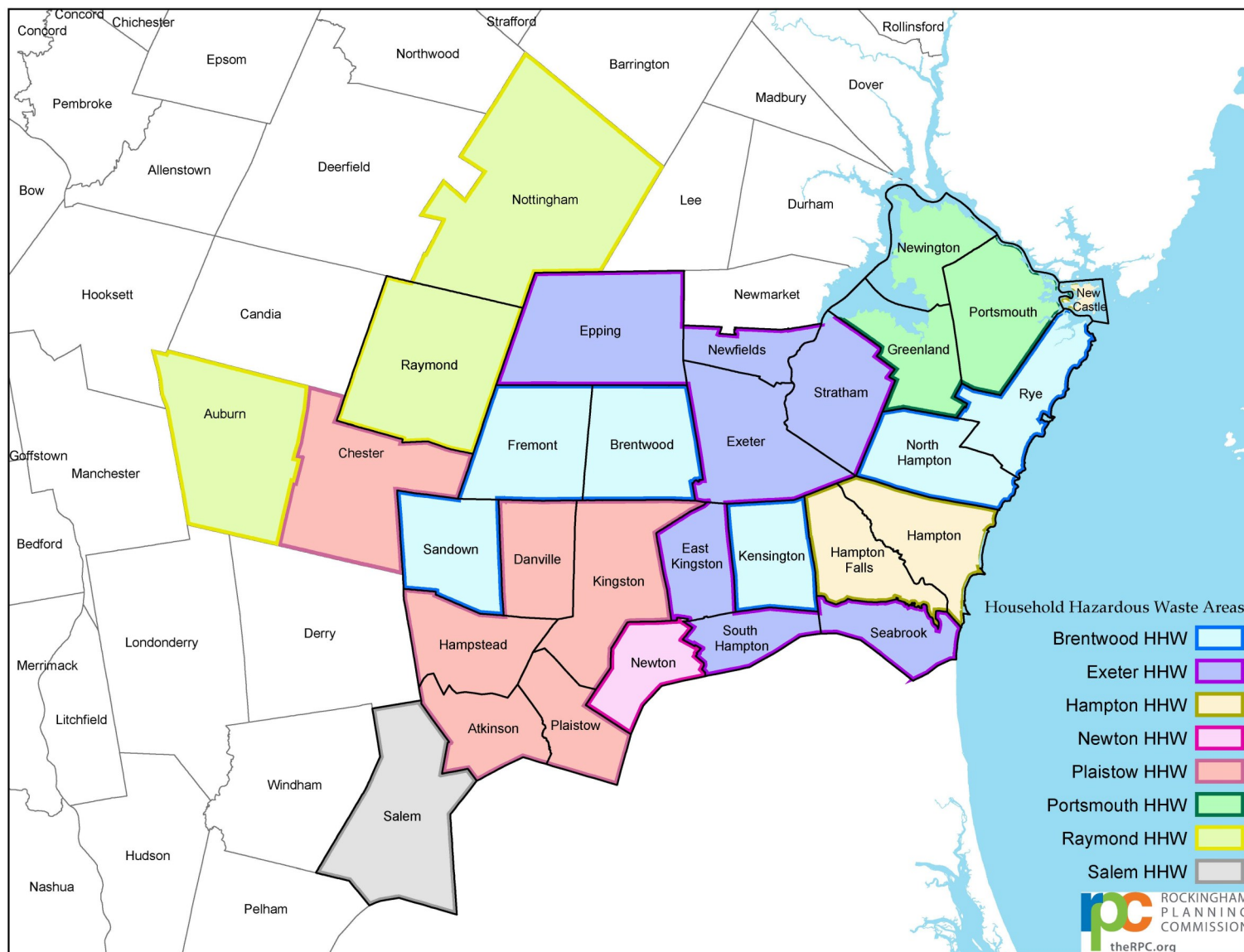
Annual household participation rate in the RPC region.

3,428

Number of households that participated in a collection in 2024.

- ◆ **\$366,543.96** = total spent on HHW disposal in the RPC region in 2024
- ◆ **\$33,322.18** = average cost of a collection event
- ◆ **\$106.93** = average cost per participating household
- ◆ Residents of East Kingston, Epping, Exeter, Hampton Falls, Newfields, Seabrook, South Hampton, and Stratham pay user fees to attend HHW collection events.





2024 Event	# of Participating Households	Total Cost for Disposal	Vendor
Plaistow (spring)	363	\$44,032.43	Veolia
Danville (fall)	327	\$40,995.35	Veolia
Brentwood	309	\$11,742.00	North Ward Environmental
Exeter	313	\$41,731.68	Tradebe
Portsmouth (spring)	286	\$50,000.00	ACV/Republic
Portsmouth (fall)	249	\$37,000.00	ACV/Republic
Hampton (spring)	371	\$22,390.00	Environmental Projects, Inc.
Hampton (fall)	356	\$21,602.50	Environmental Projects, Inc.
Raymond	193	\$13,050.00	Tradebe
Salem	500	\$49,000.00	MXI
Newton (2023)	161	\$35,000.00	North Ward Environmental
TOTAL	3,428	\$366,543.96	

This fact sheet highlights data found in RPC's HHW Feasibility Study. For more information and the complete report, visit <https://www.therpc.org/hhw> or contact Jill Longval, jlongval@therpc.org.